


/ Your ideas, our creations



Duten, quality, and a minimalist design follow a shared trajectory. A precise, controlled diagonal links technical excellence to formal purity. We design resilient products, built to last and to integrate naturally into the spaces they inhabit.

The slash /

It lies at the heart of the Duten language. It represents the direct connection between product quality and design precision. More than a graphic sign, it is a gesture: that of the architect shaping a space, and that of the Duten product finding its place within it. This diagonal marks the meeting point between intention and material, between design and use.

Quality / minimal design

Each product is conceived as a clear response to this gesture. Its intuitive form enables simple, smooth, and immediate use, without excess. Design becomes a quiet tool, serving function.

Quality reveals itself over time: this deliberate minimalism allows objects to endure without becoming outdated, remaining clear, relevant, and essential.

In a constantly evolving world, Duten pursues continuous innovation. Our teams explore new materials, technologies, and systems to anticipate future uses. This ongoing approach enables us to create products that adapt with their environment, while preserving their simplicity, durability, and ease of use.

Our diagonal embodies that precise moment where architect and product meet, a connection between us and your projects. A clear link between quality and minimal design, created to last and to support the future.

uettip



duiten



dur

Stainless steel

A premium-grade steel designed to last /

While many manufacturers primarily use brass, we have chosen to prioritize stainless steel in the design of our products—a material renowned for its durability, strength, and environmental qualities.

Stainless steel is an eco-responsible material: 100% recyclable, it limits the extraction of new raw materials and helps reduce environmental impact.

In sanitary spaces, it integrates seamlessly with surfaces such as ceramic, glass, or concrete, creating a modern, understated, and coherent aesthetic.

Its high malleability allows for the creation of clean, ultra-slim forms, perfectly suited to minimalist and contemporary environments.

Its strength and longevity make it an ideal material for high-traffic areas subject to intensive use.

Finally, it is easy to maintain, and repairs are generally more accessible than with other materials.

Widely used for its more affordable cost, 304 stainless steel remains a common choice today. However, 316 stainless steel stands out with significantly superior performance. Designed to offer exceptional resistance to corrosion—even in the most demanding environments—it ensures enhanced durability and long-term reliability.

With this in mind, we have chosen to progressively transition all our products to 316 stainless steel, recognized for its superior quality. Our objective is to create robust, long-lasting products, developed through a responsible approach.

Stainless steel



edstal




iflusse



ståljus



koveta



koppar



siljex


Our Finishes

One project / Multiple options

We have developed a wide range of finishes, designed to meet every creative intent. Whether it is about harmonizing a material, enhancing a texture, or complementing an existing tone, you will always find the perfect match.

Our six finishes go beyond aesthetics: they are built to last, combining elegance and durability, so your creations stand the test of time with distinction.

edstal



Exceptional brushed stainless steel, designed to last.

The Edstal range combines strength and performance to meet the highest standards. Its brushed stainless steel expresses a raw and authentic character, while its minimal, timeless design integrates seamlessly into high-traffic washroom spaces, offering elegance, clarity, and lasting functionality.


koveta



Deep, controlled, and refined dark elegance.

The Koveta range stands out with its deep matte black finish, absorbing light and revealing surfaces that are both understated and intense. This collection offers endless pairing possibilities with all types of sanitary spaces, creating unique environments where contrast, depth, and refinement fully express themselves. A final presence that is precise and perfectly balanced.

ståljus



Reflections and purity of form.

The chrome or polished stainless steel of the Ståljus finish interacts seamlessly with all sanitary styles, transcending colors, textures, and layouts. Its mirror-like shine captures and reflects light, highlighting the lines and volumes of the space, for a refined and contemporary result from every angle.



Iflusse



Light takes shape.

The brushed brass PVD finish reveals subtle golden reflections that enhance the precision of details and the harmony of volumes. Each element is defined by a rigorous aesthetic balance, offering a contemporary and luxurious design that integrates seamlessly into any environment, from minimalist to the most sophisticated.


siljex



Raw, magnetic elegance.


The Gun Metal PVD finish delivers a raw, mineral look that is both bold and refined. Its metallic texture captures light and enhances the depth of details. Resistant to scratches, impacts, and fingerprints, this finish combines durability with modern appeal. Pair it with soft or pastel tones to create elegant, contemporary contrasts—like a signature for your spaces.

koppar



Radiant warmth, copper reflections.


A touch of warmth, luminous highlights, enveloping like a sunset. It adds visual depth to any space through the richness of its copper tones. Chic and timeless, this finish benefits from a PVD treatment that enhances its durability.



A collection of approximately 12 small, semi-transparent dots in various colors (grey, yellow, blue, orange) scattered across the top right quadrant of the page.

A choice of finishes, an extensive selection

Each finish is available across a complete range, conceived as a coherent and harmonious whole. Applied to all products, it ensures perfect aesthetic continuity: faucets, accessories, and handles align with elegance. This approach guarantees lasting visual harmony, simplifies decision-making, and enhances each project with a consistent signature, down to the finest details. Carefully designed, our finishes integrate precisely into all project configurations and pair naturally with a wide variety of materials, from the most mineral to the warmest.


A collection of approximately 12 small, semi-transparent dots in various colors (grey, yellow, blue, orange) scattered across the bottom right quadrant of the page.



koppar

A unique signature, one unified range

/ from faucets to door handles, a perfectly harmonized project



edstal




siljex



stålius

koveta



koppar




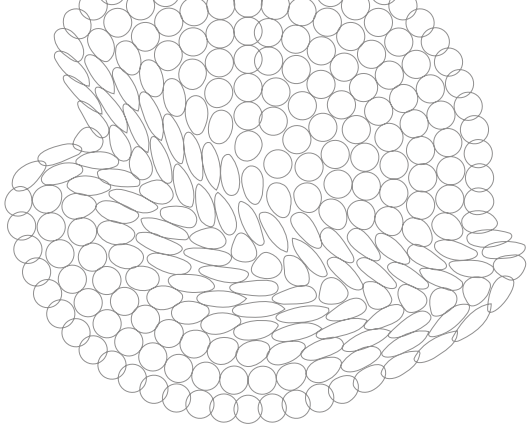




iflusse

Produce less



Extend the lifespan





The future depends on embracing the systems nature has perfected, such as symbiosis and the recycling of elements. We firmly believe these principles must be integrated into technology to achieve sustainable development. Inspired by the concept of natural molting, we have developed an approach designed to extend the lifespan of our products. The entire Edstal stainless steel range is certified Mue Concept.

1

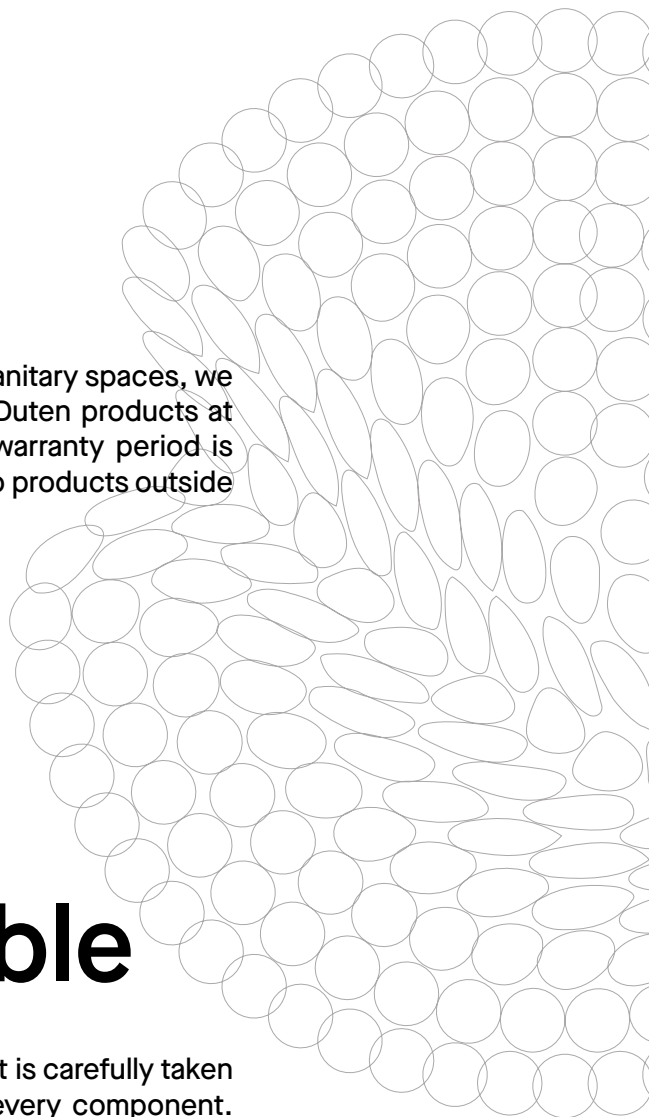
collect


During the renovation or refurbishment of sanitary spaces, we encourage our clients and users to return Duten products at the end of their life cycle. The remaining warranty period is not a factor, as Mue Concept applies even to products outside their warranty period.

2

Disassemble

Upon arrival at our workshops, each product is carefully taken apart to allow a thorough assessment of every component. Each piece is individually inspected to identify which parts should be replaced or restored.






3

Upcycle



In our workshops, we give products a second life. They are refurbished, brushed, repaired, or parts are replaced. The finished item emerges as good as new. The CO₂ emissions associated with this process are significantly lower than those generated by manufacturing a new product.



Limitless

A Duten product that has undergone the Mue Concept process is up to 60% less expensive than a new product. Our products are designed to never become waste. With each refurbishment, the original warranty period is renewed, without limit.





**« Nothing is lost, nothing is created,
everything is transformed »**

Contents

1



Touch-free sensor faucets

P.26

2



Manual faucets / Traps & Drains
/ Shower & Bath taps

P.34

3



Paper dispensers / Automatic hand-dryers

P.44

4



Soap dispensers

P.52

5



Waste bins

P.60

6



Recessed units / Behind-mirror

P.66

7



Door hardware

P.74

8



Washroom accessories / Accessible grab-bars

P.80





1

Touch-free sensor faucets

R335



Wall-mounted touch-free faucet

Sensor faucet for pre-mixed or cold water. Spout length 195mm. Wall plate allowing through-wall or recessed installation. Also available as a mixer version (ref. R336-S).

10-year warranty.

Dimensions :
 ø 25 x L195mm

R380



Wall-mounted touch-free faucet

Stainless-steel sensor tap for pre-mixed or cold water. Spout length 220mm. Wall plate allowing through-wall or recessed installation.

10-year warranty.

Dimensions :
 ø 38 x L220mm

R381



Wall-mounted touch-free mixer

Sensor touch-free mixer tap with temperature adjustment lever. Spout length 220mm. Wall plate allowing through-wall or recessed installation.

10-year warranty.

Dimensions :
 ø 38 x L220mm

Finishes & prices (excl. VAT)

● edstal	431€
● koveta	475€
● ståljus	431€
● koppar	578€
● iflusse	578€
● siljex	578€

Finishes & prices (excl. VAT)

● edstal	524€
● koveta	596€
● ståljus	524€
● koppar	695€
● iflusse	695€
● siljex	695€

Finishes & prices (excl. VAT)

● edstal	581€
● koveta	625€
● ståljus	581€
● koppar	750€
● iflusse	750€
● siljex	750€

R310



Deck-mounted touch-free faucet

Counter-mounted sensor touch-free faucet for pre-mixed or cold water. Multiple programming settings. Different flow rates available, pre-set at 3 L/min.

10-year warranty.

Dimensions :

ø 45 x H170 x L150mm

R311



Deck-mounted touch-free mixer

Counter-mounted sensor touch-free mixer tap, with temperature adjustment lever. Different flow rates available, pre-set at 3 L/min.

10-year warranty.

Dimensions :

ø 44 x H170 x L146mm

R395



Deck-mounted touch-free faucet

Counter-mounted sensor touch-free faucet for pre-mixed or cold water. Multiple programming settings. Different flow rates available, pre-set at 3 L/min.

10-year warranty.

Dimensions :

ø 38 x H154 x L149mm

Finishes & prices (excl. VAT)

● edstal	496€
● koveta	520€
● ståljus	496€
● koppar	655€
● iflusse	655€
● siljex	655€

Finishes & prices (excl. VAT)

● edstal	531€
● koveta	560€
● ståljus	531€
● koppar	685€
● iflusse	685€
● siljex	685€

Finishes & prices (excl. VAT)

● edstal	460€
● koveta	490€
● ståljus	460€
● koppar	690€
● iflusse	690€
● siljex	690€

R320



Deck-mounted touch-free faucet

Stainless-steel counter-mounted sensor tap for pre-mixed or cold water. Elegant and modern design. Different flow rates available, pre-set at 1.89 L/min.

10-year warranty.

Dimensions :
 ø 25 x H255 x L121mm

R321



Deck-mounted touch-free mixer

Counter-mounted sensor touch-free mixer tap, with temperature adjustment lever. Different flow rates available, pre-set at 1.89 L/min.

10-year warranty.

Dimensions :
 ø 25 x H255 x L121mm

R320H



Touch-free faucet high version

Counter-mounted sensor faucet for pre-mixed or cold water. Elegant and modern design. Also available as a mixer version (ref. R321H).

10-year warranty.

Dimensions :
 ø 25 x H375 x L121mm

Finishes & prices (excl. VAT)

● edstal	418€
● koveta	431€
● ståljus	418€
● koppar	472€
● iflusse	472€
● siljex	472€

Finishes & prices (excl. VAT)

● edstal	490€
● koveta	531€
● ståljus	490€
● koppar	649€
● iflusse	649€
● siljex	649€

Finishes & prices (excl. VAT)

● edstal	489€
● koveta	490€
● ståljus	489€
● koppar	526€
● iflusse	526€
● siljex	526€

R345



Deck-mounted touch-free faucet

Counter-mounted sensor touch-free faucet for pre mixed or cold water. Flow rate pre-set at 3L/min, also available in 1.89L or 6L/min.

10-year warranty.

Dimensions :

ø 44 x H170 x L135mm

R346



Deck-mounted touch-free mixer

Counter-mounted sensor touch-free mixer tap, with temperature adjustment lever. Different flow rates available, pre-set at 3 L/min.

10-year warranty.

Dimensions :

ø 44 x H170 x L135mm

R390



Behind-mirror touch-free faucet

Behind-mirror sensor tap for pre-mixed or cold water. Flow rate pre-set at 3 L/min, also available in 1.89 L/min or 6 L/min.

10-year warranty.

Dimensions :

H120 x L90 x P120mm

Finishes & prices (excl. VAT)

● edstal	496€
● koveta	520€
● ståljus	496€
● koppar	655€
● iflusse	655€
● siljex	655€

Finishes & prices (excl. VAT)

● edstal	531€
● koveta	560€
● ståljus	531€
● koppar	685€
● iflusse	685€
● siljex	685€

Finishes & prices (excl. VAT)

● edstal	340€
----------	------





Engineering recedes, design takes the lead

Duten T535 Soap & Water Module, with A880 mirror

In a context where sanitary spaces are embracing increasingly clean and minimalist aesthetics, discreetly integrating technical elements becomes essential. The Duten T535 built-in soap and water module was designed to meet this challenge. It fully conceals all components required for electronic faucets and soap dispensers, without compromising design or maintenance. Installed within a drywall partition and developed in collaboration with architects, it frees up the space around the washbasin by eliminating cabinets, units, or protruding mirrors in favor of a clean, contemporary finish.

Its integrated housing contains a 2 liter soap reservoir, an electronic pump, a solenoid valve for the electronic faucet, as well as all hydraulic and electrical connections completely hidden, once

installed. The system is concealed behind a flush-mounted, opening mirror—the Duten A880—which ensures a refined aesthetic while providing easy access for refilling and maintenance, avoiding the bulk of traditional mirror cabinets.

Connected to the Duten S235 electronic dispenser and the Duten R335 wall-mounted faucet, the module leaves only these elements visible, offering great architectural freedom in the choice of materials and finishes. Designed to combine ergonomics, ease of installation, and simplified maintenance, the Duten T535 stands out as an ideal solution for demanding contemporary washroom spaces, both public and private.

↳ Find the T535 module on page 67 and the A880 mirror on page 80.

T535



2

**Manual Faucets
/ Traps & Drains
/ Shower & Bath Taps**

R377



Wall-mounted single handle mixer

Wall-mounted recessed single-handle mixer tap. Solid stainless steel. Pre-set flow rate at 6 L/min, also available with a 1.8 L/min flow rate.

10-year warranty.

Dimensions :

ø 24 x H80 x P210mm

R375



Deck-mounted single handle mixer

Single-handle mixer tap in solid stainless steel, designed for deck-mounted installation. Pre-set flow rate at 6 L/min, also available with a 1.8 L/min flow rate.

10-year warranty.

Dimensions :

ø 43 x H158 x P149mm

R376



Deck-mounted single handle mixer

Single-handle mixer tap in solid stainless steel, designed for deck-mounted installation. High version designed for countertop washbasins.

10-year warranty.

Dimensions :

ø 55 x H305 x P215mm

Finishes & prices (excl. VAT)

● edstal	328€
● koveta	366€
● ståljus	328€
● koppar	445€
● iflusse	445€
● siljex	445€

Finishes & prices (excl. VAT)

● edstal	212€
● koveta	228€
● ståljus	212€
● koppar	285€
● iflusse	285€
● siljex	285€

Finishes & prices (excl. VAT)

● edstal	310€
● koveta	335€
● ståljus	310€
● koppar	420€
● iflusse	420€
● siljex	420€

R370



Deck-mounted single handle mixer

Single-handle mixer tap in solid stainless steel, designed for deck-mounted installation. Pre-set flow rate at 6 L/min, also available with a 1.8 L/min flow rate.

10-year warranty.

Dimensions :
ø 45 x H182 x P147mm

Finishes & prices (excl. VAT)

● edstal	234€
● koveta	266€
● ståljus	234€

R315



Time-flow self closing faucet

Deck-mounted self-closing faucet for pre-mixed or cold water. Solid stainless steel body, designed for heavy use in high-traffic areas.


10-year warranty.

Dimensions :
ø 33 x H145 x L109mm

Finishes & prices (excl. VAT)

● edstal	313€
----------	------

R300



Dual control stainless-steel flush plate

Solid 316 stainless-steel dual control flush plate. Compatible with Geberit Sigma cisterns ; please contact us for other brands. An innovative reversible frame to mount to two cistern types.

10-year warranty.

Dimensions :
H165 x L260 x W3mm

Finishes & prices (excl. VAT)

● edstal	175€
● koveta	247€
● ståljus	175€
● koppar	332€
● iflusse	332€
● siljex	332€



↳ Compatible with Geberit Sigma

R300



R300, dual control stainless-steel flush plate

The R300 flush plate embodies the perfect balance between aesthetic simplicity and technical intelligence. Behind its minimalist 316 stainless steel façade lies an advanced engineering system, designed to meet the demands of modern installations.


The R300 is compatible with Geberit Sigma cisterns; please contact us for other brands. Despite differences in flushing mechanisms, fixing positions, and wall thicknesses between systems, the R300 adapts seamlessly thanks to a unique technical design. It is built around a universal rotating backplate and a reversible frame, allowing simple and precise adjustment.

This innovation provides maximum flexibility on site, enabling installers to work with a single product aligned

with major market standards. Installation is made easier with color-coded mounting accessories, while the clip-on front plate, with no visible fixings, ensures a perfectly clean finish.

In everyday use, operation is intuitive and smooth, offering immediate user comfort. By freeing design from visible technical constraints, the R300 delivers a pure, timeless aesthetic while ensuring strength, durability, and reliability.

A unique technical innovation, combined with the quality of 316 stainless steel, offered at a competitive price and backed by a 10-year warranty.



A860



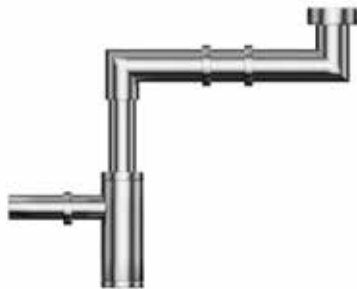
Bottle trap & extension tube

Siphon for 1 1/4" waste with drain trap. Sturdy and designed for high-traffic washroom facilities. Includes horizontal pipe and escutcheon.

25-year warranty.

Dimensions :
 ø 50 x H140mm (ajustable)

A810



Off-center trap for accessible bathrooms

Siphon for 1 1/4" waste with drain trap. Sturdy and designed for high-traffic washroom facilities. Includes horizontal pipe and escutcheon.

25-year warranty.

Dimensions :
 ø 50 x H310mm (ajustable)

A858



Free Flow Drain

Solid stainless steel lavatory drain, without overflow. Free-flowing design with no central screw to prevent residue buildup.

25-year warranty.

Dimensions :
 ø 66 x H78mm

Finishes & prices (excl. VAT)

● edstal	100€
● koveta	100€
● ståljus	100€
● koppar	162€
● iflusse	162€
● siljex	162€

Finishes & prices (excl. VAT)

● edstal	217€
● koveta	217€
● ståljus	217€
● koppar	289€
● iflusse	289€
● siljex	289€

Finishes & prices (excl. VAT)

● edstal	58€
● koveta	58€
● ståljus	58€
● koppar	70€
● iflusse	70€
● siljex	70€

A857



Free Flow Drain

Solid stainless steel lavatory drain, without overflow. Free-flowing design with a grid opening and no central screw to prevent residue buildup.

25-year warranty.

Dimensions :
ø 63 x H75mm

A856



Click-Clack drain with overflow

Solid stainless steel click-clack drain with overflow.

25-year warranty.

Dimensions :
ø 66 x H78mm

A855



Click-Clack Drain without overflow

Solid stainless steel click-clack drain without overflow.

25-year warranty.

Dimensions :
ø 66 x H78mm

Finishes & prices (excl. VAT)

● edstal	45€
● koveta	47€
● ståljus	45€
● koppar	70€
● iflusse	70€
● siljex	70€

Finishes & prices (excl. VAT)

● edstal	65€
● koveta	65€
● ståljus	65€
● koppar	70€
● iflusse	70€
● siljex	70€

Finishes & prices (excl. VAT)

● edstal	65€
● koveta	65€
● ståljus	65€
● koppar	70€
● iflusse	70€
● siljex	70€

D425



Thermostatic shower column

Thermostatic shower mixer with dual outlets. 25mm showerhead, adjustable hand shower holder, 200mm overhead shower. Solid stainless steel.

10-year warranty.

Dimensions :

ø 25 x H1090 x P270mm

D422



Recessed shower mixer

Recessed shower mixer with shower set. 25mm showerhead, adjustable hand shower holder. Solid stainless-steel.

10-year warranty.

Dimensions :

ø 25 x H700 x P50mm

D423



Recessed shower mixer

Recessed thermostatic shower mixer with dual outlets. 25mm showerhead, adjustable hand shower holder, 200mm overhead shower. Solid stainless steel.

10-year warranty.

Dimensions :

ø 25 x H700 x P50mm

Finishes & prices (excl. VAT)

● edstal	625€
● koveta	689€
● ståljus	600€

Finishes & prices (excl. VAT)

● edstal	421€
● koveta	454€
● ståljus	421€

Finishes & prices (excl. VAT)

● edstal	752€
● koveta	827€
● ståljus	752€

A862



Reversible 70cm shower channel

Stainless-steel reversible shower channel. Contains a 360° swiveling horizontal trap and adjustable feet. Flat side with different finishes or reversed for tiling on.

10-year warranty.

Dimensions :
H24 x L740 x P111mm

Finishes & prices (excl. VAT)

● edstal	145€
● koveta	185€
● ståljus	145€
● koppar	235€
● iflusse	235€
● siljex	235€

D412



Floorstanding bath & shower mixer

Stainless-steel floor-standing bath and shower mixer tap. Designed and manufactured to the highest quality standard.

10-year warranty.

Dimensions :
H1112 x L153 x P28mm

Finishes & prices (excl. VAT)

● edstal	752€
● koveta	814€
● ståljus	752€

D419



Bath mixer with hand shower


Stainless-steel single-lever bath mixer with hand shower. Concealed installation. 190mm spout projection.

10-year warranty.

Dimensions :
Dimensions H80 x P225mm

Finishes & prices (excl. VAT)

● edstal	578€
● koveta	625€
● ståljus	578€



3

**Toilet paper and hand-
towel dispensers
/ Automatic hand dryers**

H105



Single toilet-roll holder

Stainless steel single toilet tissue holder for standard domestic 200-sheet rolls. Perfectly suited for hotels and high-end residential use.

25-year warranty.

Dimensions :

H135 x L185 x P25mm

H106



Triple toilet-roll holder

Stainless steel triple toilet tissue holder for standard domestic 200-sheet rolls. Perfectly suited for hotels and high-end residential use.

25-year warranty.

Dimensions :

H135 x L310 x P25mm

H101



Single toilet-roll holder

Stainless steel single toilet tissue holder, for domestic standard 200-sheet rolls. Perfectly suited for hotels and high-end residential.

25-year warranty.

Dimensions :

H50 x L150 x P97mm

Finishes & prices (excl. VAT)

● edstal	58€
● koveta	62€
● ståljus	58€
● koppar	110€
● iflusse	110€
● siljex	110€

Finishes & prices (excl. VAT)

● edstal	80€
● koveta	86€
● ståljus	80€
● koppar	130€
● iflusse	130€
● siljex	130€

Finishes & prices (excl. VAT)

● edstal	46€
● koveta	50€
● ståljus	46€
● koppar	72€
● iflusse	72€
● siljex	72€

H107



Spare toilet-roll holder


Stainless steel spare toilet tissue holder for standard domestic 200-sheet rolls. Perfectly suited for hotels and high-end residential use.

25-year warranty.

Dimensions :

H170 x L60 x P75mm

H145



Jumbo toilet tissue dispenser

Jumbo-type industrial toilet paper dispenser. Suitable for Ø250mm rolls (350m). Viewing window to prevent paper shortages.

25-year warranty.

Dimensions :

ø 274 x P122mm

H150



Twin Jumbo toilet tissue dispenser

Industrial toilet paper dispenser for two jumbo rolls. Anti-shortage system allows the reserve roll to slide into place when the first roll is finished.

25-year warranty.

Dimensions :

H284 x L520 x P150mm

Finishes & prices (excl. VAT)

● edstal	50€
● koveta	54€
● ståljus	50€
● koppar	74€
● iflusse	74€
● siljex	74€

Finishes & prices (excl. VAT)

● edstal	98€
● koveta	121€
● ståljus	98€
● koppar	421€
● iflusse	421€
● siljex	421€

Finishes & prices (excl. VAT)

● edstal	346€
● koveta	360€
● ståljus	346€

H160



Recessed Jumbo dispenser

Stainless-steel jumbo-type toilet paper dispenser designed for recessed wall installation. Ideal for high-traffic washrooms. Viewing window to prevent paper shortage.

25-year warranty.

Dimensions :

H560 x L330 x P120mm

E010



Folded paper towel dispenser

Stainless-steel wall-mounted interfold paper towel dispenser. 600-sheet capacity. Ultra-slim design (65mm depth) for a sleek look. Compatible with M-fold paper towels.

25-year warranty.

Dimensions :

H420 x L245 x P65mm

E055



Behind-mirror paper towel dispenser

Interfold paper towel dispenser for behind-mirror installation. 600-sheet capacity. Bottom-fill opening, suitable for closed cabinet installation.

25-year warranty.

Dimensions :

H420 x L245 x P65mm

Finishes & prices (excl. VAT)

● edstal	425€
● ståljus	425€

Finishes & prices (excl. VAT)

● edstal	98€
● koveta	129€
● ståljus	98€
● koppar	466€
● iflusse	466€
● siljex	466€

Finishes & prices (excl. VAT)

● edstal	219€
----------	------

E057



Behind-mirror paper towel dispenser

Interfold paper towel dispenser for behind-mirror installation. 600-sheet capacity. Suitable for front-opening cabinet installation.

25-year warranty.

Dimensions :

H380 x L292 x P102mm

E040



Recessed paper towel dispenser


Stainless-steel recessed folded paper towel dispenser with a 600-sheet capacity. 100mm recessed depth, ideal for narrow wall cavities.

25-year warranty.

Dimensions :

H579 x L382 x P116mm

E050



Recessed paper towel dispenser

Interfold paper towel dispenser for recessed installation in walls or countertops. Vertical or horizontal dispensing thanks to a spring-loaded compression system.

25-year warranty.

Dimensions :

H155 x L326 x P285.7mm

Finishes & prices (excl. VAT)

● edstal 174€

Finishes & prices (excl. VAT)

● edstal 591€

● koveta 788€

● ståljus 591€

● koppar 1900€

● iflusse 1900€

● siljex 1900€

Finishes & prices (excl. VAT)

● edstal 345€

● koveta 390€

M490



High speed hand-dryer

Ultra-slim design, also suitable for behind-mirror installation. High-speed hand drying in 12 seconds. Noise level: 79dB. Power: 350–800 W.

5-year warranty.

Dimensions :
H295 x L230 x P100mm

M470



Behind-mirror hand-dryer

Stainless-steel automatic hand dryer. Specially designed for behind-mirror installation. Flexible pipe included.

5-year warranty.

Dimensions :
H195 x L272 x P150mm

M440



Stainless-steel recessed hand-dryer

1800 W hand dryer for in-wall installation. Solid stainless steel. 100mm recessed depth, ideal for narrow wall cavities. Power supply : 220–240 V.

5-year warranty.

Dimensions :
H579 x L382 x P117mm

Finishes & prices (excl. VAT)

● edstal	587€
● koveta	597€
● ståljus	587€
● koppar	979€
● iflusse	979€
● siljex	979€

Finishes & prices (excl. VAT)

● edstal	755€
----------	------

Finishes & prices (excl. VAT)

● edstal	1598€
● koveta	1598€
● ståljus	1598€
● koppar	3194€
● iflusse	3194€
● siljex	3194€

M495



Deck-mounted hand-dryer

Stainless-steel deck-mounted touchless hand dryer. Shuts off automatically after more than 60 seconds of use. Sensor settings can be customized using a remote control.

5-year warranty.

Dimensions :
 ø 42 x H205 x L216mm

M460



Wall-mounted hand-dryer

Stainless-steel wall-mounted touchless hand dryer. Shuts off automatically after more than 60 seconds of use. Sensor settings can be customized using a remote control.

5-year warranty.

Dimensions :
 ø 45 x L220mm

T510



Recessed unit with hand-dryer

Recessed column combining three elements: folded paper towel dispenser, automatic hand dryer, and 25L paper towel waste bin.

5-year warranty.

Dimensions :
 H1664 x L372 x P166.6mm

Finishes & prices (excl. VAT)

● edstal	1189€
● koveta	1551€
● ståljus	1189€
● koppar	2128€
● iflusse	2128€
● siljex	2128€

Finishes & prices (excl. VAT)

● edstal	1189€
● koveta	1551€
● ståljus	1189€
● koppar	1939€
● iflusse	1939€
● siljex	1939€

Finishes & prices (excl. VAT)

● edstal	2171€
● koveta	2218€
● ståljus	2424€



4

Soap dispensers

S220



Sensor touch-free soap dispenser

Battery or mains powered. Drip-free dispensing valve. Concealed 1L reservoir delivering up to 1,400 doses. Optional multifeed system for remote reservoir placement, enabling easier refilling and maintenance.

5-year warranty.

Dimensions :

ø 25 x H207 x L74mm

S295



Sensor touch-free soap dispenser

Battery or mains powered. Drip-free dispensing valve. Concealed 1L reservoir delivering up to 1,400 doses. Optional multifeed system for remote reservoir placement, enabling easier refilling and maintenance.

5-year warranty.

Dimensions :

ø 28 x H100 x L111mm

S240



Sensor touch-free soap dispenser

Battery or mains powered. Drip-free dispensing valve. Concealed 1L reservoir delivering up to 1,400 doses. Optional multifeed system for remote reservoir placement, enabling easier refilling and maintenance.

5-year warranty.

Dimensions :

ø 28 x H100 x L111mm

Finishes & prices (excl. VAT)

● edstal	342€
● koveta	342€
● ståljus	342€
● koppar	413€
● iflusse	413€
● siljex	413€

Finishes & prices (excl. VAT)

● edstal	384€
● koveta	400€
● ståljus	384€
● koppar	488€
● iflusse	488€
● siljex	488€

Finishes & prices (excl. VAT)

● edstal	354€
● koveta	395€
● ståljus	354€

S255



Sensor touch-free soap dispenser

Battery or mains powered. Drip-free dispensing valve. Concealed 1L reservoir delivering up to 1,400 doses. Optional multifeed system for remote reservoir placement, enabling easier refilling and maintenance.

5-year warranty.

Dimensions :
 ø 38 x H104 x L108mm

S235



Sensor touch-free soap dispenser

Battery or mains powered. Drip-free dispensing valve. Concealed 1L reservoir delivering up to 1,400 doses. Optional multifeed system for remote reservoir placement, enabling easier refilling and maintenance.

5-year warranty.

Dimensions :
 ø 24 x L150mm

S260



Sensor touch-free soap dispenser

Battery or mains powered. Drip-free dispensing valve. Concealed 1L reservoir delivering up to 1,400 doses. Optional multifeed system for remote reservoir placement, enabling easier refilling and maintenance.

5-year warranty.

Dimensions :
 ø 28 x L150mm

Finishes & prices (excl. VAT)

● edstal	361€
● koveta	400€
● ståljus	361€

Finishes & prices (excl. VAT)

● edstal	411€
● koveta	450€
● ståljus	411€
● koppar	548€
● iflusse	548€
● siljex	548€

Finishes & prices (excl. VAT)

● edstal	355€
● koveta	384€
● ståljus	355€
● koppar	485€
● iflusse	485€
● siljex	485€

S270



Behind-mirror sensor soap dispenser

Battery or mains powered. Drip-free dispensing valve. Concealed 1L reservoir delivering up to 1,400 doses. Optional multifeed system for remote reservoir placement, enabling easier refilling and maintenance.

5-year warranty.

Dimensions :
H320 x L140 x P120mm

S245



Sensor touch-free soap dispenser

Wall-mounted soap/gel dispenser with infrared sensor. Battery-powered. 0.8L reservoir, adjustable soap dosage, from 730 to 1,000 doses.

5-year warranty.

Dimensions :
H268 x L108 x P107mm

S215



Wall-mounted soap dispenser

Manual liquid soap dispenser. 250 ml capacity, reservoir can be refilled from the top or from the bottom by removing the reservoir.

5-year warranty.

Dimensions :
ø 63 x H245mm

Finishes & prices (excl. VAT)

● edstal 308€

Finishes & prices (excl. VAT)

● edstal 197€

● koveta 209€

● ståljus 197€

● koppar 390€

● iflusse 390€

● siljex 390€

Finishes & prices (excl. VAT)

● edstal 197€

● koveta 230€

● ståljus 197€

● koppar 373€

● iflusse 373€

● siljex 373€

S282



Deck-mounted recessed soap dispenser

Counter-mounted recessed liquid soap dispenser. The soap reservoir can be filled through the counter-top.

Tank dimensions :
80 × 80 × 200mm
capacity 1,200 ml.

5-year warranty.

Dimensions :
H104 x L107mm

S280



Wall-mounted recessed soap dispenser

Stainless-steel recessed liquid soap dispenser. Inner plastic reservoir with a 1,000 ml capacity. Anti-drip pump.

5-year warranty.

Dimensions :
H397 x L120 x P130mm

S200



Wall-mounted soap dispenser

Stainless-steel wall-mounted liquid soap dispenser with control lever. Inner plastic reservoir with a 650 ml capacity.

5-year warranty.

Dimensions :
H200 x L100 x P103mm

Finishes & prices (excl. VAT)

● edstal	132€
● koveta	142€
● ståljus	132€
● koppar	230€
● iflusse	230€
● siljex	230€

Finishes & prices (excl. VAT)

● edstal	171€
----------	------

Finishes & prices (excl. VAT)

● edstal	105€
● koveta	136€



S282



S282, deck-mounted recessed soap dispenser

The S282 recessed countertop soap dispenser embodies the perfect balance of elegance, discretion, and performance. Designed to integrate seamlessly into the washbasin countertop, it enhances the sanitary space with its clean, minimalist design. Its fully concealed reservoir, cleverly hidden beneath the rear deck, preserves the purity of the lines while ensuring flawless integration.

Ingenious, the S282 stands out thanks to its top-fill system: simply remove the pump to refill the reservoir, with no need for access underneath the counter—a real gain in time and everyday convenience. Its compact rectangular reservoir (80 × 80 × 200 mm) has been designed to optimize space while ensuring maximum discretion.

Aesthetic, practical, and easy to maintain, the S282 is the ideal solution for demanding environments seeking refinement, functionality, and efficiency.





5

Waste bins

P765



Waste chute flap

Rectangular waste chute flap for installation on countertop or front panel. Designed for use with a waste bin installed inside a cabinet. Spring-loaded closure. Compatible with bin model P775.

25-year warranty.

Dimensions :
H194 x L326 x P70mm

P740



18L recessed waste bin

Stainless-steel recessed waste bin for wall installation. Inner plastic container with an 18L capacity. 100mm installation depth, ideal for narrow wall cavities.

25-year warranty.

Dimensions :
H840 x L382 x P116mm

P750



4L recessed sanitary bin

Recessed waste bin for sanitary bags, for wall installation. Inner stainless steel container with a 4L capacity. Waste flap with automatic counterweight closure.

25-year warranty.

Dimensions :
H437 x L326 x P85mm

Finishes & prices (excl. VAT)

● edstal 285€

Finishes & prices (excl. VAT)

● edstal 617€

● koveta 1087€

● ståljus 617€

● koppar 2104€

● iflusse 2104€

● siljex 2104€

Finishes & prices (excl. VAT)

● edstal 394€

P761



Round waste drop zone

Stainless-steel round opening without flap, for countertop installation. Designed for use with a waste bin installed under the sink. Compatible with bin model P775.

25-year warranty.

Dimensions :
ø 170 x P90mm

Finishes & prices (excl. VAT)

● edstal 92€

P760



Round waste drop zone with flap

Round opening with flap for countertop installation. Designed for use with a waste bin installed under the sink. Compatible with bin model P775.

25-year warranty.

Dimensions :
ø 170 x P90mm

Finishes & prices (excl. VAT)

● edstal 116€

P705



20L wall-mounted waste bin

Wall-mounted receptacle for used paper towels, with internal bag-holding system. Same width as the E010 paper towel dispenser.

25-year warranty.

Dimensions :
H540 x L245 x P155mm

Finishes & prices (excl. VAT)

● edstal 185€

● koveta 275€

● ståljus 185€

● koppar 779€

● iflusse 779€

● siljex 779€

P785



5L wall-mounted sanitary bin

Stainless-steel wall-mounted waste bin for sanitary product disposal bags. Includes internal bag-holding system. Four-point wall mounting.

25-year warranty.

Dimensions :

H245 x L204 x P107mm

P790



25L open wall-mounted bin

25L wall-mounted waste bin. Receptacle for used paper towels with internal bag-holding system. Four-point wall mounting.

25-year warranty.

Dimensions :

H490 x L360 x P155mm

P795



25L wall-mounted bin with lid

25L wall-mounted waste bin with lid. Receptacle for used paper towels with internal bag-holding system. Four-point wall mounting.

25-year warranty.

Dimensions :

H490 x L360 x P158mm

Finishes & prices (excl. VAT)

● edstal	116€
● koveta	164€
● ståljus	116€
● koppar	435€
● iflusse	435€
● siljex	435€

Finishes & prices (excl. VAT)

● edstal	186€
● koveta	278€
● ståljus	186€
● koppar	779€
● iflusse	779€
● siljex	779€

Finishes & prices (excl. VAT)

● edstal	235€
● koveta	314€
● ståljus	235€

P710



30L waste bin with flap

Stainless-steel 30L waste bin with wall-mounting or floor-standing options. Spring-loaded flip lid. Internal bag-holding strap.

25-year warranty.

Dimensions :

H646 x L355 x P166mm

P720



30L open waste bin

Tapered-style 30L waste bin with an opening, suitable for floor-standing or wall-mounting installation. Internal bag-holding strap.

25-year warranty.

Dimensions :

H625 x L307 x P214mm

P725



50L waste bin with flap

Stainless-steel 50L waste bin with wall-mounting or floor-standing options. Spring-loaded flip lid. Internal bag-holding strap.

25-year warranty.

Dimensions :

H540 x L245 x P155mm

Finishes & prices (excl. VAT)

● edstal 425€

Finishes & prices (excl. VAT)

● edstal 381€

Finishes & prices (excl. VAT)

● edstal 458€

● koveta 522€



6

**Recessed units
/ Behind-mirror**

T510



Recessed unit with hand-dryer

Stainless-steel recessed column combining three elements : folded paper towel dispenser, automatic hand dryer, and 25L paper towel waste bin.

5-year warranty.

Dimensions :

H1664 x L372 x P166.6mm

T520



Fully concealed cabinet

Recessed unit for installation in drywall partitions. Completely hidden, with only the 30 x 30cm dispensing opening visible. This opening is available in all six finishes (see next page).

25-year warranty.

Dimensions :

H1362 x L382 x P120mm

T560



Fully concealed cabinet

Recessed unit for installation in drywall partitions. Completely hidden, with only the dispensing opening visible. The dispenser operates like a vertically sliding drawer within a recessed frame.

25-year warranty.

Dimensions :

H1370 x L300 x P125mm

Finishes & prices (excl. VAT)

● edstal	2171€
● koveta	2218€
● ståljus	2424€

Finishes & prices (excl. VAT)

● edstal	1187€
● koveta	1406€
● ståljus	1406€
● koppar	1712€
● iflusse	1712€
● siljex	1712€

Finishes & prices (excl. VAT)

● edstal	1890€
● koveta	2050€

T500



Recessed stainless-steel cabinet

Cabinet for recessed installation. Includes a paper towel dispenser with 700-sheet capacity and a 20L waste bin. Fully lockable and vandal-resistant.

25-year warranty.

Dimensions :
H1397 x L330 x P114.9mm

T590



Soap-Water-Air behind-mirror module

Electronic soap dispenser with 5 L tank, sensor touch-free faucet, and high-speed hand dryer. Includes thermostatic mixing valve.

5-year warranty.

Dimensions :
H530 x L561 x P183mm

T535



Soap-Water behind-mirror module

Stainless-steel module for recessed installation behind A880 hinged mirror. Includes S235 soap dispenser (2L tank) and R335 sensor tap.

25-year warranty.

Dimensions :
H300 x L300 x P148mm

Finishes & prices (excl. VAT)

● edstal 1340€

Finishes & prices (excl. VAT)

● edstal 1369€

Finishes & prices (excl. VAT)

● edstal 1490€


● koveta 1590€

● ståljus 1490€

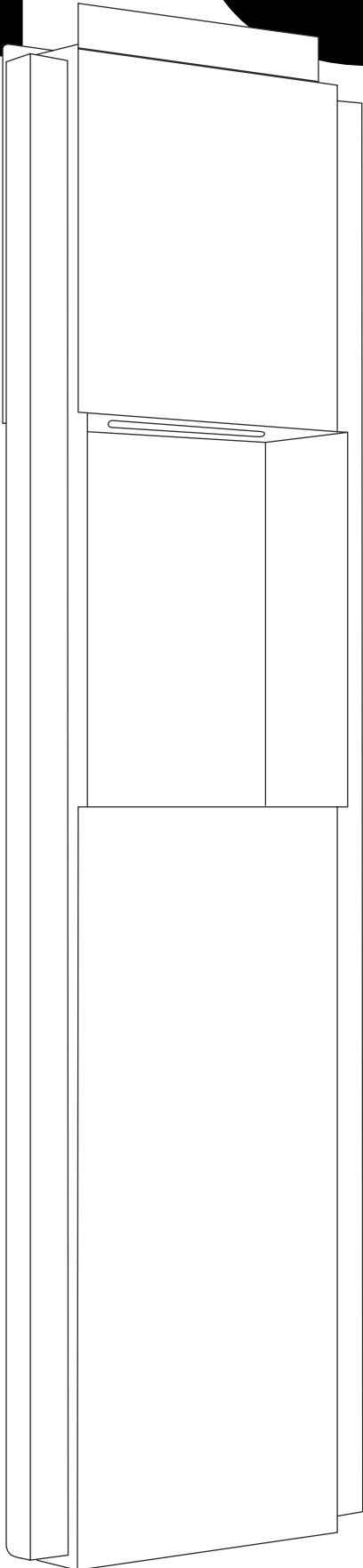
● koppar 1800€

● iflusse 1800€

● siljex 1800€



T520



koppar



ståljus



siljex



edstal



koveta



iflusse

Stainless steel unit with paper towel dispenser and 20L waste bin, fully concealed and designed to be clad

The T520 combined unit is designed to integrate seamlessly into partitions, creating the illusion of an elegant and functional wall niche. Once installed, only a discreet opening remains visible, providing smooth access to paper towels and the waste bin. This recessed design ensures a clean aesthetic, ideal for contemporary washroom spaces.

The visible section can be customized thanks to a system of interchangeable inserts, allowing the unit to match the visual identity of each project. Available in various finishes, the T520 fits equally well in minimalist environments as in more sophisticated settings.

Designed for intensive use, it incorporates practical solutions: a removable bracket holds the waste bag for simple and hygienic management, while paper towel refilling is carried out from below via a lockable access hatch. Four corner brackets are supplied to facilitate installation and adaptation to different configurations.

Compact, discreet, and efficient, the T520 is particularly suited to demanding environments such as public facilities, offices, or premium spaces.

E040



Recessed paper towel dispenser

Stainless-steel recessed folded paper towel dispenser with a 600-sheet capacity. 100mm recessed depth, ideal for narrow wall cavities.

25-year warranty.

Dimensions :
H579 x L382 x P116mm

M440



Stainless-steel recessed hand-dryer

1800 W hand dryer for in-wall installation. Solid stainless steel. 100mm recessed depth, ideal for narrow wall cavities. Power supply : 220–240 V.

5-year warranty.

Dimensions :
H579 x L382 x P117mm

P740



18L recessed waste bin

Stainless-steel recessed waste bin for wall installation. Inner plastic container with an 18L capacity. 100mm installation depth, ideal for narrow wall cavities.

25-year warranty.

Dimensions :
H840 x L382 x P116mm

Finishes & prices (excl. VAT)

● edstal	591€
● koveta	788€
● ståljus	591€
● koppar	1900€
● iflusse	1900€
● siljex	1900€

Finishes & prices (excl. VAT)

● edstal	1598€
● koveta	1598€
● ståljus	1598€
● koppar	3194€
● iflusse	3194€
● siljex	3194€

Finishes & prices (excl. VAT)

● edstal	617€
● koveta	1087€
● ståljus	617€
● koppar	2104€
● iflusse	2104€
● siljex	2104€

T540



30cm recessed wall storage niche

Stainless-steel recessed wall storage niche, designed to be built into the partition. An ideal storage solution while maintaining a clean and modern look.

25-year warranty

Dimensions :

H300 x L300 x P100mm

T542



60cm recessed wall storage niche

Stainless-steel recessed wall storage niche, designed to be built into the partition. An ideal storage solution while maintaining a clean and modern look.

25-year warranty.

Dimensions :

H300 x L600 x P100mm

T544



90cm recessed wall storage niche

Stainless-steel recessed wall storage niche, designed to be built into the partition. An ideal storage solution while maintaining a clean and modern look.

25-year warranty.

Dimensions :

H300 x L900 x P100mm

Finishes & prices (excl. VAT)

● edstal	159€
● koveta	200€

Finishes & prices (excl. VAT)

● edstal	247€
● koveta	296€

Finishes & prices (excl. VAT)

● edstal	302€
● koveta	340€



7

Door hardware

Q920



Pair of lever handles on rosette

Solid stainless-steel L-shaped 90° lever handles, 19mm diameter, on round Ø53mm rosette. Other models and rosettes available upon request.

5-year warranty.

Dimensions :
 ø 19 x L135 x P65mm

Q925



Pair of lever handles on rosette

Solid stainless-steel lever handles, 19mm diameter, on round Ø53mm rosette. Elegant and understated design. Other models and rosettes available upon request.

5-year warranty.

Dimensions :
 L123 x P56mm

Q995



Stainless-steel turn and release set

Pair of round rosettes, 53mm diameter, with occupancy indicator. Concealed fixings with through screws.

5-year warranty.

Dimensions :
 ø 53 x P8mm (rosace)

Finishes & prices (excl. VAT)

● edstal	82€
● koveta	90€
● ståljus	82€
● koppar	123€
● iflusse	123€
● siljex	123€

Finishes & prices (excl. VAT)

● edstal	82€
● koveta	89€
● ståljus	82€
● koppar	120€
● iflusse	120€
● siljex	120€

Finishes & prices (excl. VAT)

● edstal	35€
----------	-----

Q940



Stainless-steel turn and release set

Pair of round rosettes, 53mm diameter, with occupancy indicator. Concealed fixings with through screws.

5-year warranty.

Dimensions :
 ø 53 x P8mm (rosace)

Q965



Stainless-steel door stopper

Floor-mounted cylindrical stopper with rubber buffer. Very robust, suitable for high-traffic restroom areas.

25-year warranty.

Dimensions :
 ø 35 x H40mm

Q966



Stainless-steel door stopper

Floor-mounted Ø45mm round door stopper with rubber buffer. Very robust, suitable for high-traffic restroom areas.

25-year warranty.

Dimensions :
 ø 45 x H25mm

Finishes & prices (excl. VAT)

● edstal	35€
● koveta	40€
● ståljus	35€
● koppar	62€
● iflusse	62€
● siljex	62€

Finishes & prices (excl. VAT)

● edstal	13€
● koveta	16€
● ståljus	13€
● koppar	28€
● iflusse	28€
● siljex	28€

Finishes & prices (excl. VAT)

● edstal	13€
● koveta	16€
● ståljus	13€

A830



Coat hook with door stopper

Coat hook with integrated door stopper. Wall-mounted with two-point anti-theft rosette fixings. Rosette diameter : 50mm, hook diameter : 19mm. Rubber stopper.

25-year warranty.

Dimensions :

∅ 19 × 95mm

A833



Stainless-steel coat hook

Single wall-mounted coat hook. Simple and discreet design, suitable for heavy-duty use in public or hospital settings.

25-year warranty.

Dimensions :

∅ 19 x P45mm

A820



Stainless-steel coat hook

Single wall-mounted coat hook. Simple and discreet design, suitable for heavy-duty use in public or hospital settings.

25-year warranty.

Dimensions :

H48 x P60mm

Finishes & prices (excl. VAT)

● edstal	24€
● ståljus	24€


Finishes & prices (excl. VAT)

● edstal	19€
● koveta	22€
● ståljus	19€
● koppar	35€
● iflusse	35€
● siljex	35€

Finishes & prices (excl. VAT)

● edstal	19€
● koveta	21€
● ståljus	19€
● koppar	37€
● iflusse	37€
● siljex	37€

A825



Stainless-steel double coat hook

Double wall-mounted coat hook. Simple and discreet design, suitable for heavy-duty use in public or hospital settings.

25-year warranty.

Dimensions :
H48 x P60mm

Q911



Guardsman pull handle

Pull handle with non-through mounting and concealed fixing system. Other dimensions available on request.

25-year warranty.

Dimensions :
ø 19 x H450mm

Q915



Stainless-steel straight Pull Handle

Pull handle with non-through mounting and concealed fixing system. Other dimensions available on request.

25-year warranty.

Dimensions :
ø 19 x H450mm

Finishes & prices (excl. VAT)

● edstal	23€
● ståljus	23€

Finishes & prices (excl. VAT)

● edstal	44€
● koveta	53€
● ståljus	44€
● koppar	74€
● iflusse	74€
● siljex	74€

Finishes & prices (excl. VAT)

● edstal	30€
● koveta	35€
● ståljus	30€



8

**Washroom accessories
/ Accessible grab-bars**

Q975



Stainless-steel 400mm finger plate

Rectangular finger plate for doors. Other dimensions available on request.

25-year warranty.

Dimensions :
H400 x L100 x P1.5mm

A870



Straight bar towel rack

Single bar towel holder, wall-mounted. Simple and sleek design, perfect for luxurious restrooms.

25-year warranty.

Dimensions :
L650 x P65mm

A880



Hinged mirror for T535 module

Rectangular hinged mirror for the T535 module. 4mm glass with anti-shatter safety film. Brushed stainless-steel frame, finish to be specified.

5-year warranty.

Dimensions :
H1000 x L550mm

Finishes & prices (excl. VAT)

● edstal 30€

Finishes & prices (excl. VAT)

● edstal 61€

● koveta 61€

● ståljus 61€

Finishes & prices (excl. VAT)

● edstal 680€

● koveta 726€

● ståljus 680€

● koppar 850€

● iflusse 850€

● siljex 850€

V510



Ø36cm Countertop Washbasin

Solid stainless-steel countertop-mounted basin. Clean, minimalist design suitable for modern washroom environments.

25-year warranty.

Dimensions :

Ø 360 x H90mm

Finishes & prices (excl. VAT)

● edstal 411€

V515



Ø38cm Countertop Washbasin

Solid stainless-steel countertop-mounted basin. Clean, minimalist design suitable for modern washroom environments.

25-year warranty.

Dimensions :

Ø 380 x H110mm

Finishes & prices (excl. VAT)

● edstal 419€

A885



'WC' Self-Adhesive Pictogram

Self-adhesive pictogram. High-quality finish with a clean, elegant design. Solid stainless steel, 2mm thick. Other models available on request.

25-year warranty.

Dimensions :

H120 x L120 x P2mm

Finishes & prices (excl. VAT)

● edstal 25€

● koveta 25€

● ståljus 25€

● koppar 37€

● iflusse 37€

● siljex 37€

A850



Wall-Mounted Toilet Brush Holder

Toilet brush and holder set. Wall-mounted installation. Body detached from the wall for easier cleaning.

25-year warranty.

Dimensions :
ø 80 x H360mm

A853



Wall-Mounted Toilet Brush Holder

Toilet brush and holder set. Wall-mounted installation. Body detached from the wall for easier cleaning.

25-year warranty.

Dimensions :
ø 89 x 406mm

A840



Recessed Toilet Brush Holder

Stainless-steel toilet brush and holder set. Recessed unit for installation in drywall partitions.

25-year warranty.

Dimensions :
H448 x L148 x P120mm

Finishes & prices (excl. VAT)

● edstal	91€
● koveta	116€
● ståljus	91€

Finishes & prices (excl. VAT)

● edstal	149€
● koveta	158€
● ståljus	149€
● koppar	215€
● iflusse	215€
● siljex	215€

Finishes & prices (excl. VAT)

● edstal	190€
----------	------

A800



Sanitary bag dispenser

Stainless-steel sanitary bag dispenser. Compact design, 1 pack capacity.

25-year warranty.

Dimensions :

H136 x L94.5 x P27mm

A890



Wall-mounted changing table


Interior made of polypropylene with stainless-steel frame and shell. Equipped with gas lifts.

25-year warranty.

Dimensions :

H570 x L860 x P100/570mm

A805



Toilet seat cover dispenser

Stainless-steel toilet seat cover dispenser. Capacity : 1 box of 250 seat covers. Simple design that fits different washroom styles.

25-year warranty.

Dimensions :

H290.3 x L397 x P48mm

Finishes & prices (excl. VAT)

● edstal	36€
● koveta	39€
● ståljus	36€
● koppar	75€
● iflusse	75€
● siljex	75€

Finishes & prices (excl. VAT)

● edstal	1483€
● koveta	1599€

Finishes & prices (excl. VAT)

● edstal	84€
● koveta	100€
● ståljus	84€
● koppar	280€
● iflusse	280€
● siljex	280€

B601**Ø32mm Straight grab bar**

400mm straight grab bar. Two-point wall mounting with concealed fixings. Discreet cover flanges. Other lengths available on request.

25-year warranty.

Dimensions :
ø 32 x L400mm

B610**135° angled grab bar, 2-point fixation**

Ø32mm stainless-steel angled grab bar. Two-point wall mounting. Concealed fixings, with no joints between the curved and straight sections.

25-year warranty.

Dimensions :
ø 32 x L400/400mm

B615**135° angled grab bar, 3-point fixation**

Ø32mm angled grab bar. Three-point wall mounting. Concealed fixings, with no joints between the curved and straight sections. Discreet cover flanges.

25-year warranty.

Dimensions :
ø 32 x L400/400mm

Finishes & prices (excl. VAT)

● edstal	60€
● koveta	60€
● ståljus	60€
● koppar	160€
● iflusse	160€
● siljex	160€

Finishes & prices (excl. VAT)

● edstal	71€
● koveta	86€
● ståljus	71€
● koppar	328€
● iflusse	328€
● siljex	328€

Finishes & prices (excl. VAT)

● edstal	89€
● koveta	104€
● ståljus	89€

B625



Ø32mm right-angle grab bar

Ø32mm stainless-steel right-angle grab bar for shower use. Three-point wall mounting.
B625 (right side) / B626 (left side).

25-year warranty.

Dimensions :

ø 32 x H1200 x L450mm

Finishes & prices (excl. VAT)

● edstal

174€

B660



Hinged drop-down grab bar

Ø32mm hinged drop-down grab bar. Integrated progressive braking system. Designed for installation next to the toilet.

Load capacity: 150 kg.

25-year warranty.

Dimensions :

ø 32 × 600/700/800mm

Finishes & prices (excl. VAT)

● edstal

231€

B670



Foldable shower seat

Polypropylene shower seat with backrest. Ideal for compact spaces. The seat folds up completely to save space. Recommended maximum weight : 120 kg.

25-year warranty.

Dimensions :

H105 x L355 x P380

Finishes & prices (excl. VAT)

● edstal

300€

